


Wood products

Wood products - quality tailored to your dimensions

Are you dreaming about an individually designed sauna, stunning timber cladding on your interior walls, or maybe a lovely wooden terrace? Do you need stylish moldings to give your space the finishing touches? Or are you looking for other products made of wood? Bring your wishes to us, and we can make them come true!


All our wood products are manufactured by hand using our own high-quality materials and the newest technologies. This is our way of ensuring that the products we provide for our customers are not just high-quality, but they also have an individual touch. In addition to the alternatives already on offer, you can order products customized to your own wishes and dimensions. We are also happy to help you with the design process, if necessary.



Panels for interior cladding
Pages: 4-8




Sauna benches
Pages: 70-73



Moldings for interior cladding
Pages: 74-77


Colored products
Page: 9



Terrace boards
Page: 78



Other wood products
Page: 79
Cedar
Page: 20



ThermoWood
Pages: 27-23



Panels for interior cladding

Toned down and harmonic, warm and cozy—or maybe edgy and original? The choice is yours; we can cater to all your needs. Our panels allow you to create an individual style and atmosphere in all your interior spaces, exactly as you wish.

PANELS FOR INTERIOR CLADDING

Our panels allow you to create an individual style and atmosphere in all your interior spaces, exactly as you wish. The wood options are alder, aspen and thermo aspen. Our standard range includes panel profiles in sizes 15x70, 15x90, 15x120 and 15x140, as well as panels, STP in size 15x90, and finger panel.

STP

The STP panel is a classic sauna panel profile. We produce STP panels from the following types of wood: alder, aspen and thermo aspen. The panels are 15mm thick and 90mm wide, which gives them an effective width of 81mm. STP panels in size 15x90 are available as a stock product, which enables fast delivery. The standard lengths are 1.8m, 2.1m, 2.4m, 2.7m and 3m, and you can also contact us to discuss other lengths.



Aspen




Alder



Thermo Aspen

STP 15x90 | Thickness: 75 mm | Width: 90 mm | Effective width: 87 mm | Use per square meter: 72,3 m | Package size: 6 pcs



Aspen



Alder



Thermo Aspen


STP 15x120 | Thickness: 75 mm | Width: 120 mm | Effective width: 770 mm | Use per square meter: 9,7 m | Package size: 6 pcs

1Sx70, 1Sx90, 1Sx120 a 1Sx140

We produce panels from the following types of wood: alder, aspen and thermo aspen. panels feature a 3mm wide continuous joint and R2 rounded edges. The panel can be blind nailed or face nailed to the wall. Our panels are available as a stock product, which enables fast delivery. The standard lengths are 1.8m, 2.1m, 2.4m, 2.7m and 3m, and you can also contact us to discuss other lengths.



15x70 | Thickness: 15 mm | Width: 70 mm | Effective width: 57 mm | Use per square meter: 17,5 m | Package size: 6 pcs



15x90 | Thickness: 15 mm | Width: 90 mm | Effective width: 77 mm | Use per square meter: 13 m | Package size: 6 pcs



15x120 | Thickness: 15 mm | Width: 120 mm | Effective width: 107 mm | Use per square meter 9,4 m | Package size: 6 pcs




15x140 | Thickness: 15 mm | Width: 140 mm | Effective width: 127 mm | Use per square meter: 7,9 m | Package size: 6 pcs



17x190

We produce panels from the following types of wood: aspen and thermo aspen. The panels are 17mm thick and 190mm wide, which gives them an effective width of 77mm. Panels feature a 3mm wide continuous joint and R2 rounded edges. The panel can be blind nailed or face nailed to the wall. 7x90 is a special product, so please contact us to discuss our rent availability. The standard lengths are 1.8m, 2.m, 2.4m, 2.7m and 3m, and you can also contact us to discuss other lenghts.




17x190 | Thickness: 17 mm, Width: 190 mm | Effective width: 177 mm | Use per square meter: 5,6 m | Package size: 4 pcs

Groove

The panel is a great choice for creating visual effects in the sauna or another interior cladding site. Lighting can be used to make the effect even more impressive. The product has been met with enthusiasm and is growing more and more popular. It can be produced from the following types of wood: alder,aspen and thermo aspen. The product is available with one or three grooves,and it can be either blind nailed or face nailed to the wall. The standard lengths are 1.8m,2.1m,2.4m,2.7m and 3m,and you can also contact us to discuss other lengths.



1-groove | Thickness: 75 mm | Width: 90 mm | Effective width: 77 mm | Use per square meter: 73 m | Package size: 6 pcs



3-groove | Thickness: 75 mm | Width: 90 mm | Effective width: 77 mm | Use per square meter: 73 m | Package size: 6 pcs

Finger panel

We produce finger panels from the following types of wood: alder,aspen and thermo aspen. The profile consists of 5 "fingers". The panels are 15mm thick and 90mm wide,which gives them an effective width of 79mm. The panel can be attached by face nailing. Finger panels in size 5x90 are available as a stock product,which enables fast delivery. The standard lengths are 1.8m, 2.1m,2.4m, 2.7m and 3m,and you can also contact us to discuss other lengths.




Finger panel 15x90 | Thickness: 75 mm | Width: 90 mm | Effective width: 79 mm | Use per square meter: 72,7 m | Package size: 6 pcs

Colored products

We also have colored sauna panels on offer. Color treatment is only available for aspen as the evenness of the wood guarantees a good result. We can also color bench boards and moldings for you. The products are colored by hand. We use Tikkurila Supi Sauna Wax,and the color options are white,grey and black. If you wish,you can also choose other colors from Tikkurila's color card for translucent colors. In addition,you can order your sauna panels and benches with paraffin oil treatment. Special colors are available as well.



Colored panels | Thickness: 75 mm | Width: 70 / 90 / 720 / 740 / 790 mm



Colored bench boards | Thickness: 28 mm | Width: 90 / 720 / 740 mm

Sauna benches

The benches make the sauna. The key is to find the solution that meets your personal needs. Our standard range includes benches in the following sizes: 28x28, 28x40, 28x90, 28x120 and 28x140.

Bench

If you want something truly different that stands out from the rest, the bench is the right choice for you. In addition to the esthetic effect, the inward curve also serves some important functions: it makes the bench extremely pleasant to sit on and enables water to flow off from the mid joint. The front edge of the standard model is equipped with a groove for lighting. The benches can also be installed in the shape of an L or in a 45-degree angle. Alternatively, it can be installed as a standalone bench, for example in a parallel configuration where the benches face each other. The bottom bench is typically manufactured as a shelf-type platform using wide bench boards. You can choose from the following types of wood: alder, aspen and thermo aspen. The surface of the benches can be treated with paraffin oil. If you choose aspen, the wood can be tinted in a different shade using Tikkurila Supi Sauna Wax.

Sauna benches

Not all sauna benches are the same. We can provide you with stylish, durable benches that meet all your specific requirements. You can select them directly from our broad range of products or have them designed exclusively for you.




Alder




Alder



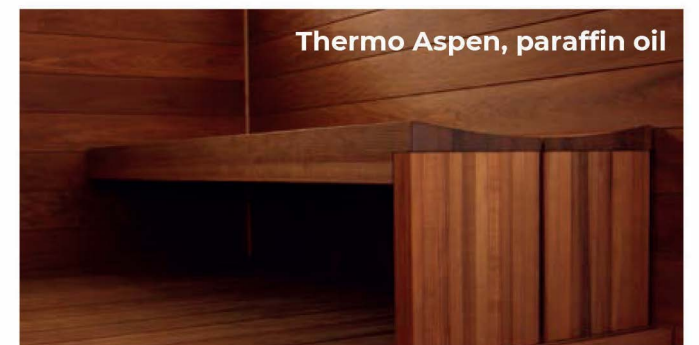
Aspen, white



Aspen, black



Thermo Aspen




Thermo Aspen, paraffin oil


Bench | Thickness: 50 mm | Width: 490 mm / 590 mm

Bench 28x28, 28x40, 28x90, 28x120 a 28x140

Not all sauna benches are the same. We can provide you with stylish, durable benches that meet all your specific requirements. You can select them directly from our broad range of products or have them designed exclusively for you. We produce bench boards from the following types of wood: alder, aspen and thermo aspen. Benches are available as a stock product, so delivery times are typically short. The standard lengths are 1.8m, 2.1m, 2.4m, 2.7m and 3m. You can also contact us to discuss other lengths.



Bench 28x28 | Thickness: 28 mm | Width: 28 mm | Package size: 9 pcs | Bench boards with R2 rounded edges



Bench 28x40 | Thickness: 28 mm | Width: 40 mm | Package size: 8 pcs | Bench boards with R4 rounded edges



Bench 28x90 | Thickness: 28 mm | Width: 90 mm | Package size: 4 pcs | Bench boards with R4 rounded edges



Bench 28x120 | Thickness: 28 mm | Width: 120 mm | Package size: 3 pcs | Bench boards with R2 rounded edges



Bench 28x140 | Thickness: 28 mm | Width: 140 mm | Package size: 2 pcs | Bench boards with R2 rounded edges



Bench 40x150-300 | Thickness: 40 mm, Width: 150-300 mm | Glue: WR05

Bench 40x150-300

If you are looking for a bench that is even sturdier than usual, look no further. This bench has a glued laminated timber structure, so even very wide boards retain their form without bending or warping. We produce 40mm thick and 150 to 300mm wide benches from the following types of wood: alder, aspen and thermo aspen. The edges of the bench boards are R2 rounded. Lengths range from 2.1m to 3m.

Moldings for interior cladding


Moldings ensure a finished look, so it is best to put some thought into selecting them.

MOLDINGS FOR INTERIOR CLADDING


The standard range of moldings is perfect for putting the finishing touches on your interior spaces: choose from the edge molding, cover molding, shadow molding, cove molding and corner molding. Our materials include alder, aspen and thermo aspen, among others.

Cover molding

Whatever you need to cover, do it in style. We offer beautiful cover moldings fit for all applications. Wood options: alder, aspen and thermo aspen. For finishing off interior spaces. Stock product. Standard length: 2.4m.



Aspen



Alder




Thermo Aspen

Cover molding 12x42 | Thickness: 12 mm | Width: 42 mm



Aspen



Alder



Thermo Aspen

Cover molding 14x70 | Thickness: 14 mm | Width: 70 mm



Aspen



Alder




Thermo Aspen

Cover molding 14x90 | Thickness: 14 mm | Width: 90 mm

Planed board

Invest in proper materials for your building or renovation project. We offer high-quality planed boards that guarantee a handsome and durable result. Wood options: alder, aspen and thermo aspen. For finishing off interior spaces. Standard length: 2.4m.




Planed board | Thickness: 15 mm | Width: 90 mm




Planed board | Thickness: 15 mm | Width: 120 mm

Edge molding

Use stylish edge moldings to finish corners, panel ends and other similar edges. Wood options: alder, aspen and thermo aspen. For finishing off interior spaces. Standard length: 2.4m.



Edge molding | Thickness: 24 mm | Width: 42 mm | Coverage: 15 mm



16 Edge molding | Thickness: 24 mm | Width: 24 mm | Coverage: 15 mm

Corner molding


The corner moldings make paneling your sauna even easier and ensure a neat finish. Wood options: alder, aspen and thermo aspen. For finishing off interior spaces. Standard length: 2.4m.



Corner molding | Thickness: 27 mm | Width: 27 mm | Coverage: 15 mm

Shadow molding

Give your space a more vivid look: The shadow moldings produce an exciting shadow effect along the length of the strip. Wood options: alder, aspen and thermo aspen. For finishing off interior spaces. Stock product. Standard length: 2.4m.



Shadow molding | Thickness: 15 mm | Width: 18 mm

Cove molding


When you want a truly polished result, use cove moldings to cover the junction where the ceiling meets the wall. Wood options: alder, aspen and thermo aspen. For finishing off interior spaces. Stock product. Standard length: 2.4m.



Cove molding | Thickness: 21 mm | Width: 21 mm

TERRACE BOARDS

A terrace needs to be both easy on the eye and tough against wear and tear. We produce high-quality terrace boards from several types of wood, including Finnish thermo pine and thermo ash grown in Western Europe. The terrace boards in our standard range are available in sizes 26x92 and 26x118, with or without grooves.



Terrace board



Thermo Ash



Thermo Ash

Terrace board | Thickness: 21 or 26 mm | Width: 92 mm

Terrace board | Thickness: 21 or 26 mm | Width: 118 mm

OTHER WOOD PRODUCTS


In addition to the wood products introduced on this page, we also manufacture various products in accordance with our customers' wishes. All our products are characterized by two features: high quality and an individual touch. If you have something in mind, let us know and we will see how we can help you.



CEDAR

How about a touch of luxury?

If you want to add a bit of luxury to your everyday life, cedar is the perfect choice for your sauna benches and wall paneling. Cedar is a light and durable wood. Its specialty is a beautiful range of colors, varying from a light shade to dark red and even brown. It is also extremely comfortable to sit on, because it is resistant to excessive heating. Other benefits include high mold resistance and dimensional stability. Standard dimensions: 2.45 m, 3.05 m and 3.65 m.



Cedar



Cedar



Cedar

Interior cladding panel | Thickness: 77 mm | Width: 90 mm Interior cladding panel | Thickness: 77 mm | Width: 740 mm

Cedar, bench



Cedar, bench



Cedar, bench

Bench | Thickness: 26 mm | Width: 90 mm

Bench | Thickness: 26 mm | Width: 140 mm



ThermoWood

ThermoWood – a combination of style and durability.



THERMOWOOD

In addition to untreated wood, we manufacture products for indoor and outdoor use from thermally modified wood. Thermal modification, also known as heat treatment, improves the wood's resistance to decay and weather conditions, its thermal insulation capacity, as well as its dimensional stability in conditions with fluctuating moisture levels.

Thermally modified wood is darker in color than untreated wood, which gives it a fine hard-wood look. This factor alone is often reason enough to choose ThermoWood.

We are authorized to use the ThermoWood® trademark

ThermoWood is a trademark registered by the Finnish ThermoWood Association. It may only be used by the members of the association, as well as partners cooperating with the association on matters such as quality control and research. The ThermoWood product classification consists of two classes with different end use applications: Thermo-S and Thermo-D.

Properties of thermally modified wood

- Improved resistance to decay
- Reduced thermal conductivity
- Resin removed
- Reduced splitting strength
- Slightly reduced bending strength
- Improved dimensional stability
- Consistent coloring throughout the wood
- Reduced equilibrium moisture content

Heat-treated Thermo-S

Applications

The letter 'S' in the name stands for stability. It is a key feature of the end use applications of this product class, in addition to appearance.

Thermo-S Softwood

- Building components
- Furnishings in dry conditions
- Fixtures in dry conditions
- Furniture
- Garden furniture
- Sauna benches
- Door and window components

Thermo-S Hardwood

- Furnishings
- Fixtures
- Furniture
- Flooring
- Sauna structures
- Garden furniture

Heat-treated Thermo-D

Applications

The letter 'D' in the name stands for durability. It is a key feature of the end use applications of this product class, in addition to appearance.

Thermo-D Softwood

- Exterior cladding
- External doors
- Window shutters
- Open space constructions
- Sauna and bathroom furnishings
- Flooring
- Garden furniture

Thermo-D Hardwood

- Darker color compared to Thermo-S
- Furnishings
- Fixtures
- Furniture
- Flooring
- Sauna structures
- Garden furniture

Standard dimensions

In addition to our standard dimensions, we can also follow individual specifications.

Thermo Ash	27x42 27x65 27x92 27x778 27x730 26x42 26x65 26x92 26x778 26x730	Lengths	Thermo Aspen 1.8m to 3m Thermo Ash 1.8m to 3m Thermo Spruce and Pine 3m to 5.4m/5.8m
Thermo Pine	27x92 27x778 27x742 26x92 26x778 26x742 42x92 42x778 42x742	Profiles	SHP SH UTV UYL Rombus Decking
Thermo Spruce	27x92 27x778 27x742 26x92 26x778 26x742 42x92 42x778 42x742		
Thermo Aspen*	75x70 75x90 75x720 75x740 77x790 28x9Q 28x720 28x740		

*Groove, STP and SHP